

## Model No.: B0 Smart Panel Remote Controller

### Product Features

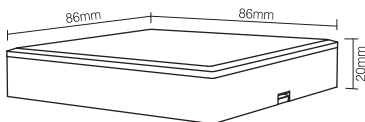
B0 Smart Panel Remote Controller is designed by a delicate and fashionable tempered glass panel; And we adopt a high precision Capacitive touch screen IC. Touch Screen is very stable; 2.4GHz high RF wireless control with long distance controlling, low power consumption and high speed transmitting rate. Can control specified Mi-light FUT043 / FUT044 / FUT045 controller.

Panel Remote Controller Name	Compatible products
B0 Smart Panel Remote Controller	FUT043 RGB LED Strip Control System FUT044 RGBW LED Strip Control System FUT045 RGB+CCT LED Strip Control System

### Technical Parameters

Working Temperature: -20-60°C  
Input Voltage: 3V(2\*AAA Battery)  
Radio Frequency: 2400-2483.5MHz  
Modulation Method: GFSK

Transmitting Power: 6dBm  
Control Distance: 30m  
Standby Power: 20uA  
Size: L86mm\*W86mm

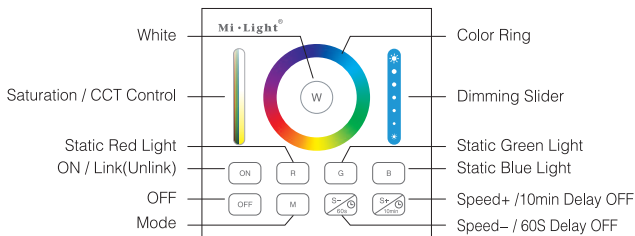


### Products Key Diagram


**Remark:** When touching the button, LED indicating lamp will flash once with different sound(Touch slider with no sound).

**OFF:** Long press OFF button for 10 seconds to close the sound.

**ON:** Long press ON button for 10 seconds to open the sound.





 Touch the color ring to change colors.



 Under white light mode, adjust color temperature;  
Under color light mode, change color saturation.

 Slide the brightness slider to adjust the brightness.

 Press the button to get white light.

 Touch ON button, turn on the linked device.

 Touch OFF button, turn off the linked device.


- R** Static Red Light.
- G** Static Green Light.
- B** Static Blue Light.
- M** Dynamic mode switching button.
-  Accelerate the speed under present dynamic mode.  
Under static mode, Long press for 2 seconds, the light shine once, the light will be off after 10 minutes.
-  Slow the speed under present dynamic mode.  
Under static mode, Long press for 2 seconds, the light shine once, the light will be off after 60 seconds.

## Linking&Unlinking

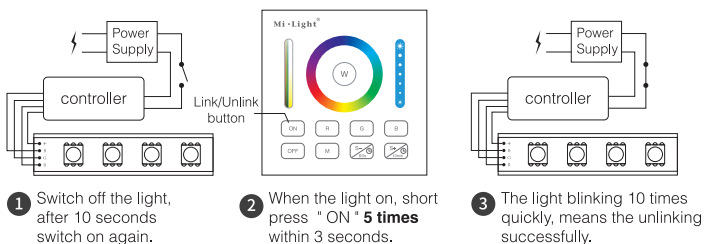
**Remark:** The light can be working after linking with the remote controller.


### Linking Instructions



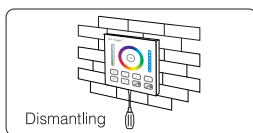
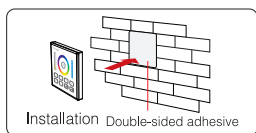
 If the light not blink slowly, the linking failed, PIs switch off the light again, and follow the above steps again.

### Unlinking Instructions



 If the light not blink quickly, the unlink failed, pls switch off the light again, and follow the above steps to unlink again.

## Installation / Dismantlement



## Attention

- When installation, pls handle with care to avoid the broken of the glass panel.



Made in China