



ALL-WA0150N

Wireless N 150Mbit
USB-Mini-Pen Adapter



Quick Installation Guide

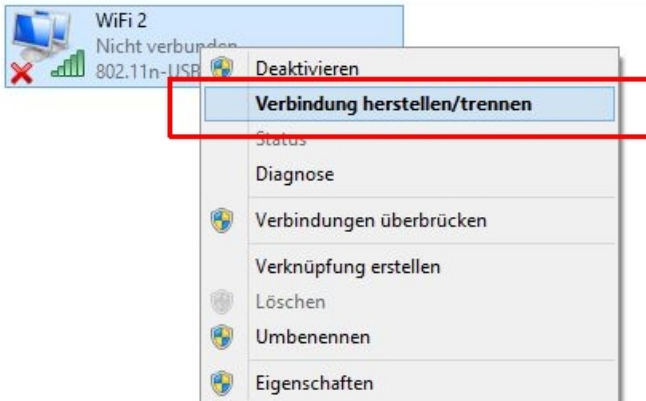
1) Automatic Installation

Plug the ALL-WA0150N into a free USB port on your PC or laptop.

Open *Network and Internet / Network and Sharing Center / Manage network connections* and check if the ALL-WA0150N will be installed automatically. (This may take up to 1 minute.)



If the ALL-WA0150N stick appears you can search for wireless networks around by open "Connect / Disconnect" with a right click by mouse.



2) Installation with Driver-CD

The following instructions show installation with Windows 7. The procedure for Windows 10 / 8.1 / 8 / XP is mostly the same.

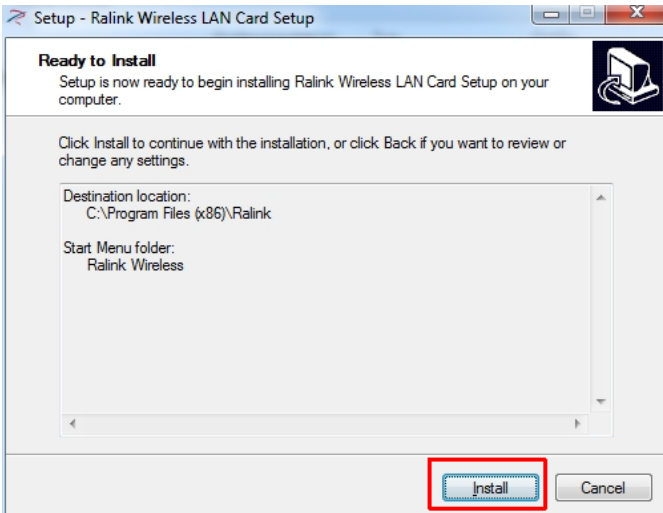
A.

Insert the Driver-CD into your CD drive and run the *.EXE file.



B.

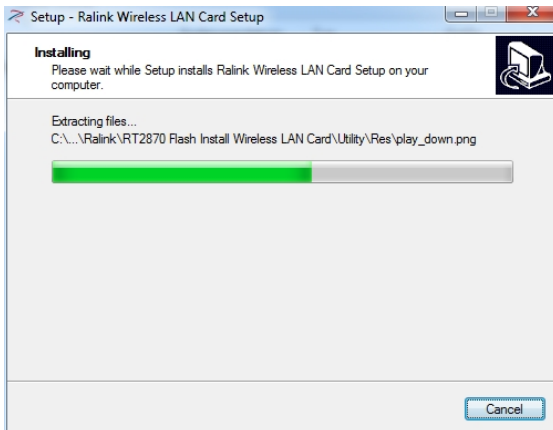
Click on **Install** next.



C.

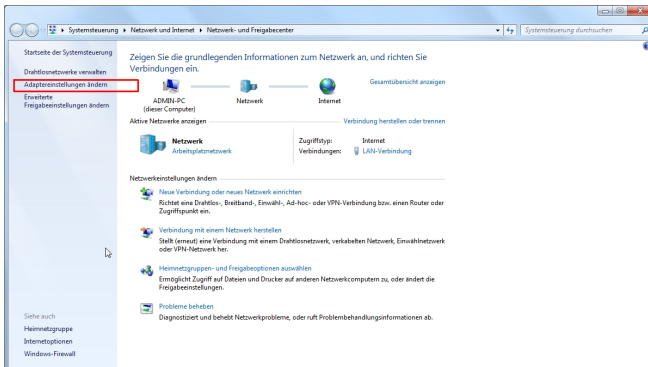
The next window show you the installations status bar.

When the Line goes full green the installation is done.



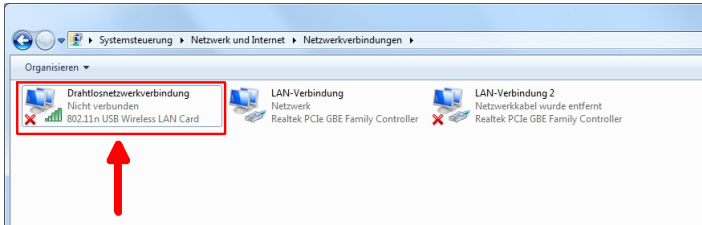
D.

After this installation, open *Network and Internet / Network and Sharing Center / Manage network connections*.



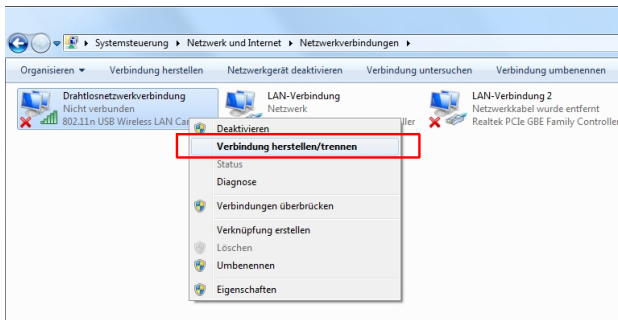
E.

In addition to the LAN connection a new adapter is listed called "*Wireless Network Connection*" or "*Wifi adapter*".



F.

Click on the "*Wireless Network Connection*" with a right click and open "*Connect / Disconnect*".



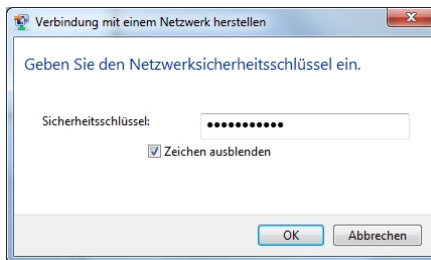
G.

A list of available Wi-Fi networks will be shown. Click on your home WLAN and enter the wireless password.

(1)



(2)



(3)





Safety Warnings

For your safety, be sure to read and follow all warning notices and instructions.

- Do not open the device. Opening or removing the device cover can expose you to dangerous high voltage points or other risks. Only qualified service personnel can service the device. Please contact your vendor for further information.
- Do not use your device during a thunderstorm. There may be a risk of electric shock brought about by lightning.
- Do not expose your device to dust or corrosive liquids.
- Do not use this product near water sources.
- Do not obstruct the ventilation slots on the device.

ALLNET GmbH Computersysteme declares that the device **ALL-WA0150N** is in compliance with the essential requirements and other relevant provisions of Directive 2014/53/EU. The Declaration of conformity can be found under this link:

<http://ce.allnet.de/>

ALLNET GmbH Computersysteme
Maistrasse 2
82110 Germering

Tel.: +49 (0)89 894 222 - 22

Fax: +49 (0)89 894 222 - 33

Email: info@allnet.de