

Mi·Light[®]

User Instruction

10/20/30/50/100W RGB+CCT LED Floodlight

Model No.: FUTT02 / FUTT03 / FUTT04 / FUTT05 / FUTT06 / FUTT07

[0219-2]

1. Product Introduction

RGB+CCT Floodlight is our newly developed lighting product. This floodlight is with 16million colors and 9 color changing mode controlled by our wireless remote controller; also with smart phone controlling and 4G controlling when you are out(need a WiFi box to realize the function). This product is made of a aluminium alloy bottom case and imported material covers with fashionable appearance, waterproof and dustproof, energy saving and environmental protecting, etc features. Widely used on park, apartment, gardens and street, etc.

2. Technical Parameters

FUTT02 (50W)

Input Voltage: AC86~265V 50/60Hz

Power: 50W

Color Temperature: 2700K~6500K

Luminous Flux: 3500~4200LM

Light Efficiency: 85LM/W

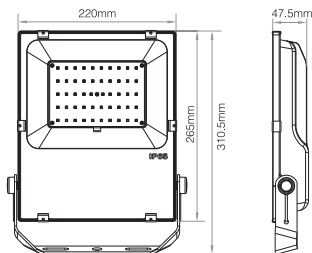
Standby Power Consumption: 1.2W

CRI: >80

PF: >0.9

Beam Angle: 160°

IP Rate: IP65



FUTT03 (30W)

Input Voltage: AC86~265V 50/60Hz

Power: 30W

Color Temperature: 2700K~6500K

Luminous Flux: 2500~2800LM

Light Efficiency: 85LM/W

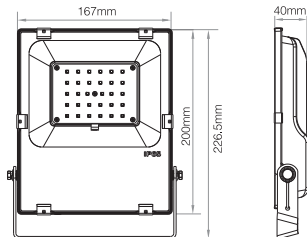
Standby Power Consumption: 1.2W

CRI: >80

PF: >0.9

Beam Angle: 160°

IP Rate: IP65



FUTT04 (20W)

Input Voltage: AC86~265V 50/60Hz

Power: 20W

Color Temperature: 2700K~6500K

Luminous Flux: 1500~1800LM

Light Efficiency: 85LM/W

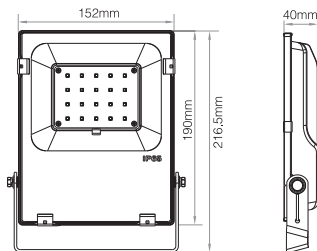
Standby Power Consumption: 0.5W

CRI:>80

PF: >0.5

Beam Angle: 160°

IP Rate: IP65



FUTT05 (10W)

Input Voltage: AC86~265V 50/60Hz

Power: 10W

Color Temperature: 2700K~6500K

Luminous Flux: 750~900LM

Light Efficiency: 85LM/W

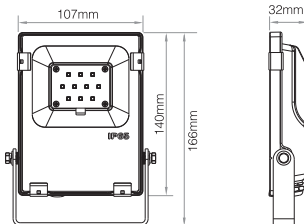
Standby Power Consumption: 0.5W

CRI:>80

PF: >0.5

Beam Angle: 160°

IP Rate: IP65



FUTT06 (10W)

Input Voltage: DC24V

Power: 10W

Color Temperature: 2700K~6500K

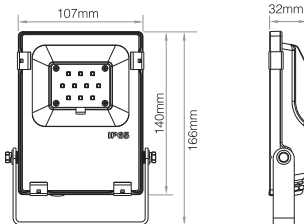
Luminous Flux: 750~900LM

Light Efficiency: 85LM/W

CRI:>80

Beam Angle: 160°

IP Rate: IP65



FUTT07 (100W)

Input Voltage: AC86~265V 50/60Hz

Power: 100W

Color Temperature: 2700K~6500K

Luminous Flux: 7500~8500LM

Light Efficiency: 85LM/W

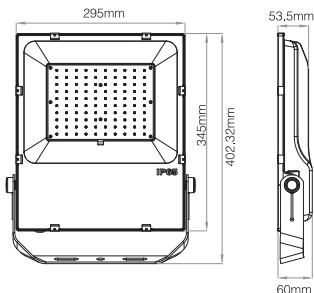
Standby Power Consumption: 0.65W

CRI:>80

PF: >0.9

Beam Angle: 160°

IP Rate: IP65

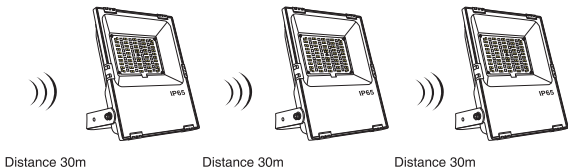


3. Product Description

- 2.4G RF Remote Controllable, 16 Millions of Colors Changing, Saturation Control.
- The LED floodlights have the function of automatic signal transmitting. The lamps can send each other signal within 30 meters, which makes the sensing distance limitless.

Transmitting mode instruction

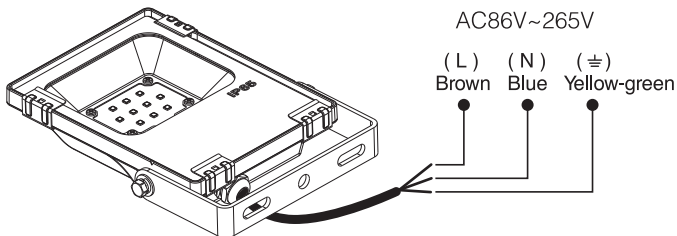
One floodlight can send the commands from the remote control to another, which makes the control distance limitless. (The distance from one light to another has to be within 30m).



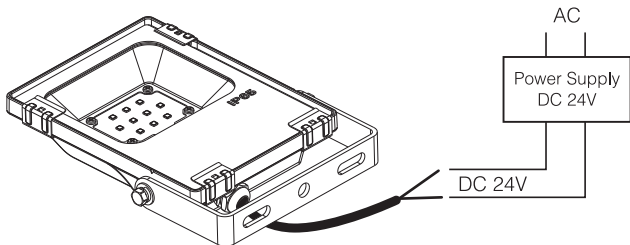
Dynamic Mode Sheet

Number	Dynamic Mode	Brightness	Speed	Saturation
1	Colors gradual change	Adjustable	Adjustable	Adjustable
2	White light Gradual change			Unadjustable
3	RGB gradual change			Adjustable
4	Seven colors jump to change			
5	Jump to change randomly			
6	Red light gradual change +Flash 3 times			
7	Green light gradual change +Flash 3 times			
8	Blue light gradual change +Flash 3 times			
9	White light gradual change +Flash 3 times			Unadjustable

4. Connection Diagram



FUTT02 / T03 / T04 / T05 / T07

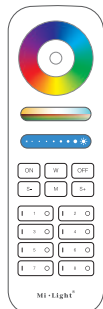


FUTT06

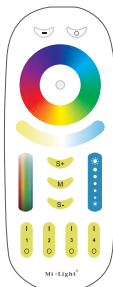
Input Voltage DC 24V, don't need to distinguish polarity on the connection

5. Link/Unlink

Compatible with these remote controls (Purchased separately)



FUT089



FUT092



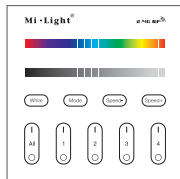
FUT095



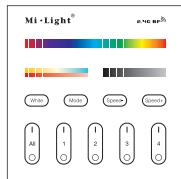
FUT096



B8



B3 / T3



B4 / T4



Lighting can be working after linking with remote; for more details, pls read the remote instruction.

6. Attention

1. When install the light, pls switch off the power to make sure the safty.
2. The working power is high voltage alternating current, so it must be far away from people and must with ground connection.
3. As the power is large, user must choose suitable power cable when connecting.