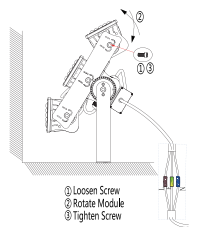
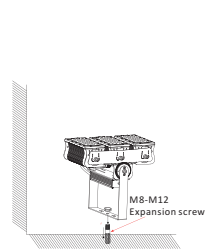
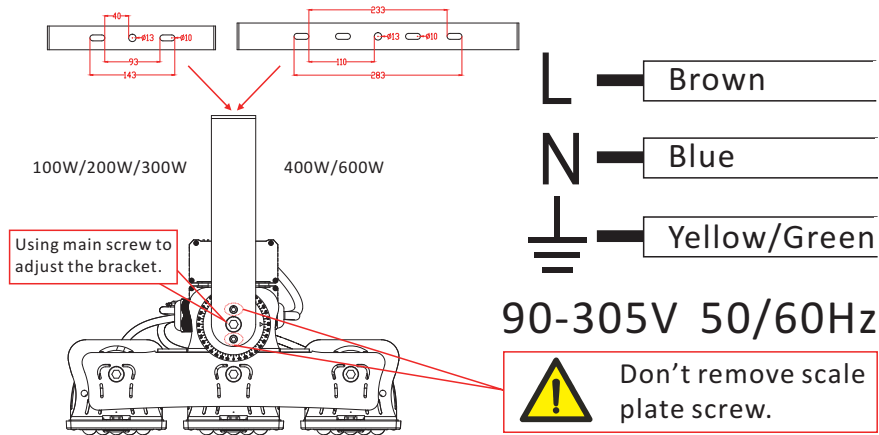
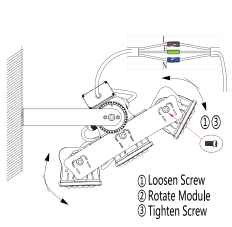
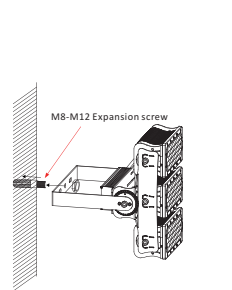


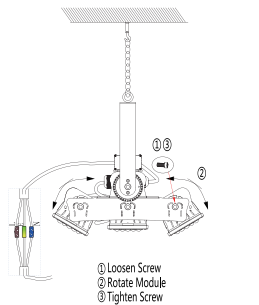
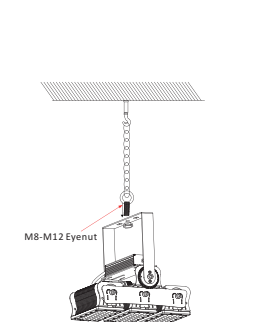
Installation Steps



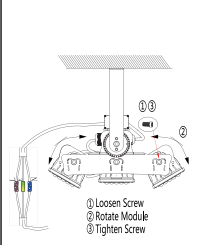
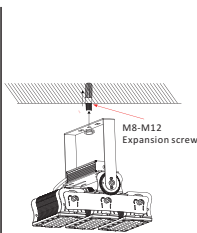
Ground Installation



Wall Installation

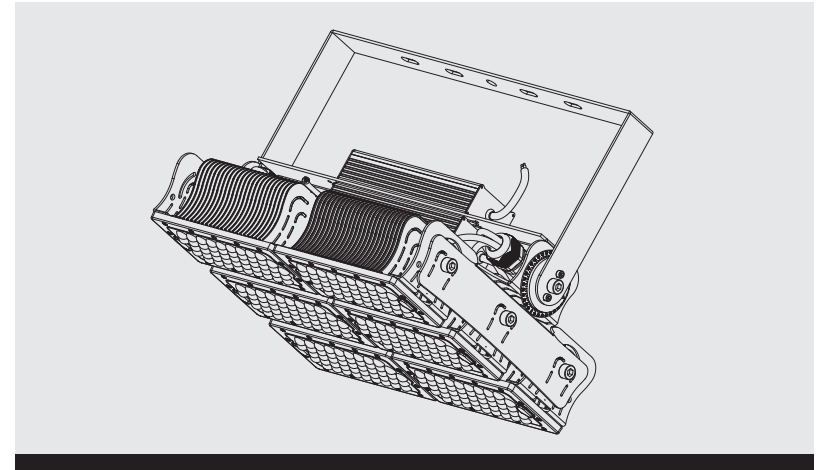


Suspended Installation



Ceiling Installation

Installation Instructions



LED Versatile Light

100W/200W/300W/400W/600W

Scope of Application

With unique high-brightness SMD chips, high-purity aluminium heats sinks, high-efficiency constant current and constant voltage power drivers, this LED versatile light is designed for high quality lighting for highway toll stations, exhibition halls, factories, workshops, warehouses, supermarkets, gas stations, sports stadiums and arenas and similar applications.

Technical Parameters

CCT	2700-6500K	Power Factor	> 0.95
Working Temperature	-40°C ~ 60°C	Working Life	50,000 hours
Beam Angle	10°/30°/60°/90°/120°	Input Voltage	AC90-305 V 50/60Hz
LAMP LUMINOUS FLUX	160LM /W ± 5% (60°/90°/120°)	IP Grade	IP65
	150LM /W ± 5% (30°) 120LM /W ± 5% (10°)	CRI	Ra>70

Lamp Power	LED Quantity	Lamp Size (mm)	Lamp Luminous Flux	Net Weight (kg)
100W	48PCS	291*102*266	16,000LM	2.9±5%
200W	96PCS	291*219*334	32,000LM	4.2±5%
300W	144PCS	291*340*324	48,000LM	5.6±5%
400W	192PCS	485*219*334	64,000LM	7.4±5%
600W	288PCS	485*340*324	96,000LM	10.3±5%

Trouble Shooting

- * Please don't disassemble light without being authorized stuff only.
- * Please report us the abnormality in time

Problem	Possible Cause	Solutions
LEDs stop working	The power line/plug is improperly connected.	Reconnect the power cable/plug.
	Power failure.	Check the circuit.
	Fault with LED Driver.	Replace with new driver.
	Damage to LED chips.	Replace with new LEDs board.
LEDs flash on and off	The output of the driver is abnormal.	Replace with new driver.
	The LED chip breaks down.	Replace with new LED board.
	Voltage Instability.	Power-off and check the power supply.

Warning



Follow The Installation Instructions




Certified Installer



No Live Line Work



Power-Off In Accident



Use Original Parts



Use Waterproof Wiring



Not Suitable For Underwater Use



-40°C~60°C Working Temperature



Keep Away From Chemical