

## ALLNET Media Converter Network & PoE over 2 Wire Set AT

>>> [Vers l'article de la boutique en ligne](#)



### EAN CODE



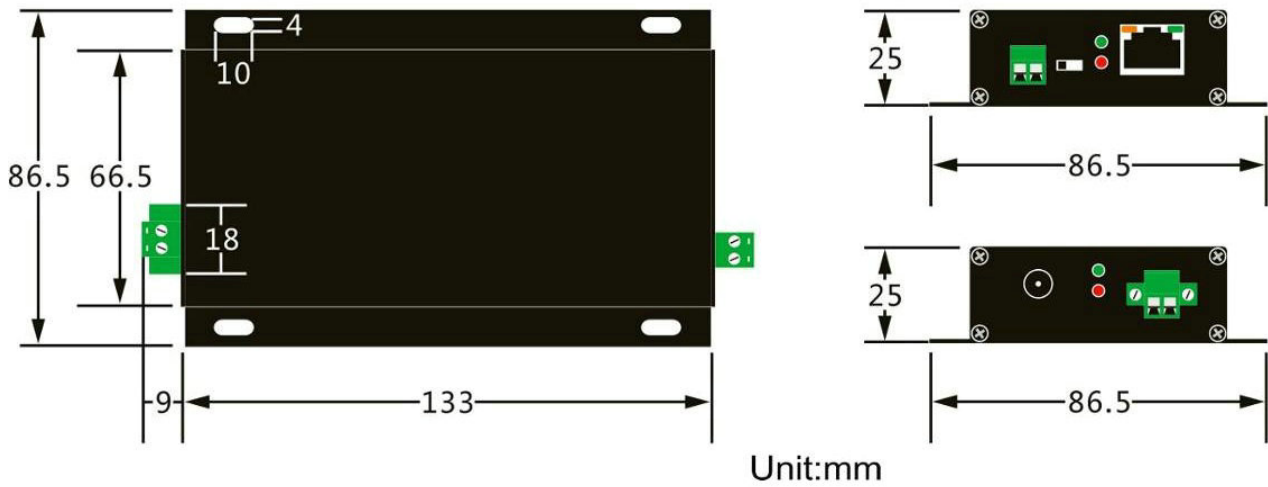
### Highlights:

- PoE and power via two-wire
- IEEE802.3af/at
- Data rate max. 200Mbps
- Maximum distance: 500m via two-wire
- DIP switch for power output: 12VDC/2A or PoE
- An optional 48VDC~57VDC power supply is required at the master (see accessories)

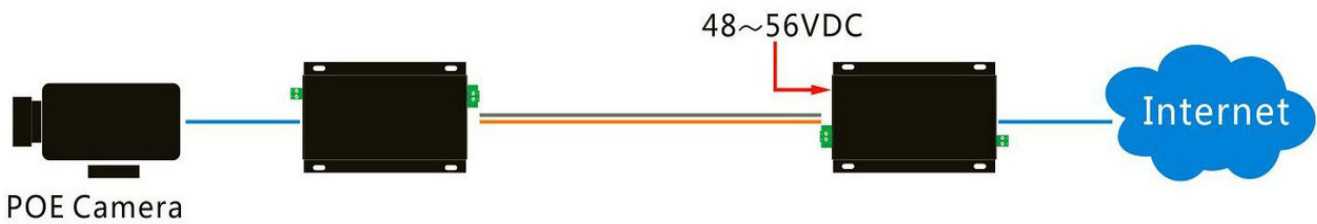
### Overview

The ALL-MC303P2WIRE set offers you the possibility to establish both data and PoE over a 2-wire connection. The max. Cable length can be max. 500m. The master has to be powered with a power supply and feeds both the slave adapter and the PoE end device at the slave with data and power. The set is suitable for upgrading analog systems through an existing cable infrastructure. The compact size of the media converter is perfect for replacing old door stations with a new IP door station. The ALL-MC303P2WIRE set offers the additional option that the power supply of the respective end device can be done either via PoE or optionally with 12VDC/2A at the slave. This flexibility allows to supply PoE as well as non-PoE end devices with power "provided that the end device can work with 12VDC - example: some surveillance cameras, network building control centers "ALL3419 / ALL4175" etc."

### Dimension:

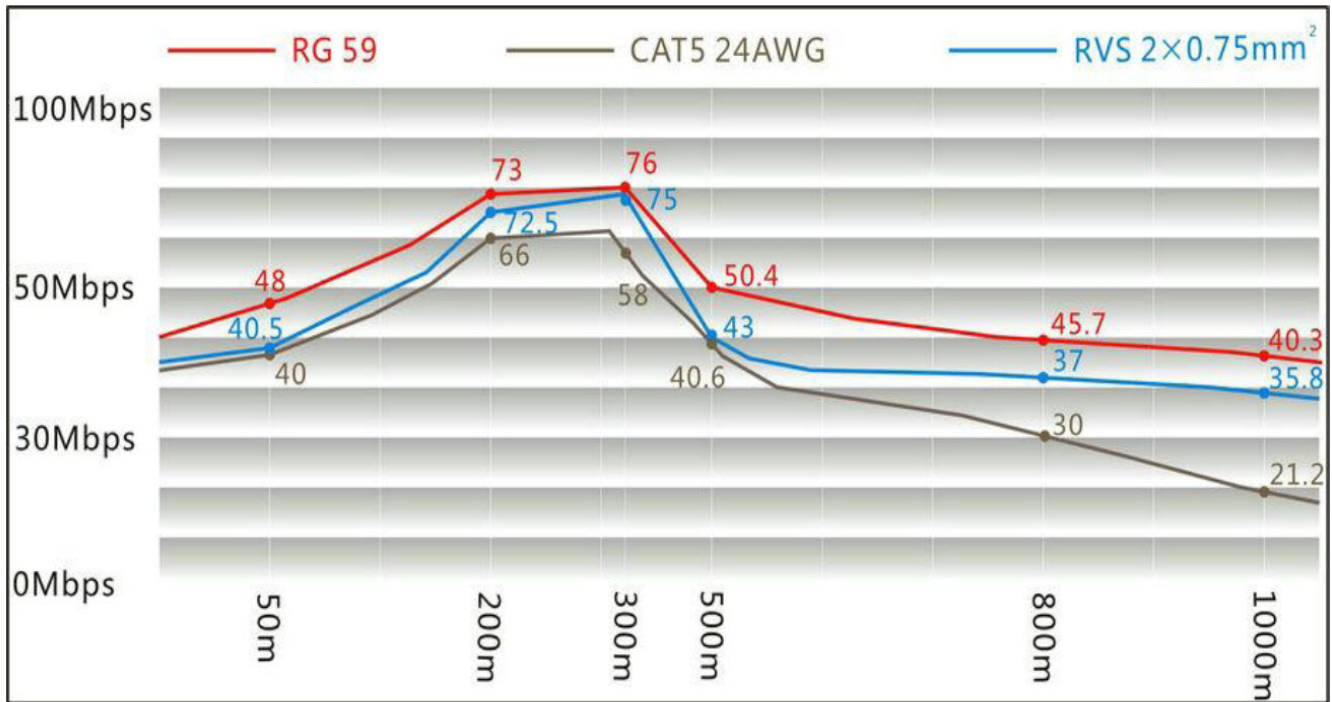


**Diagram:**



**Speed and power loss:**

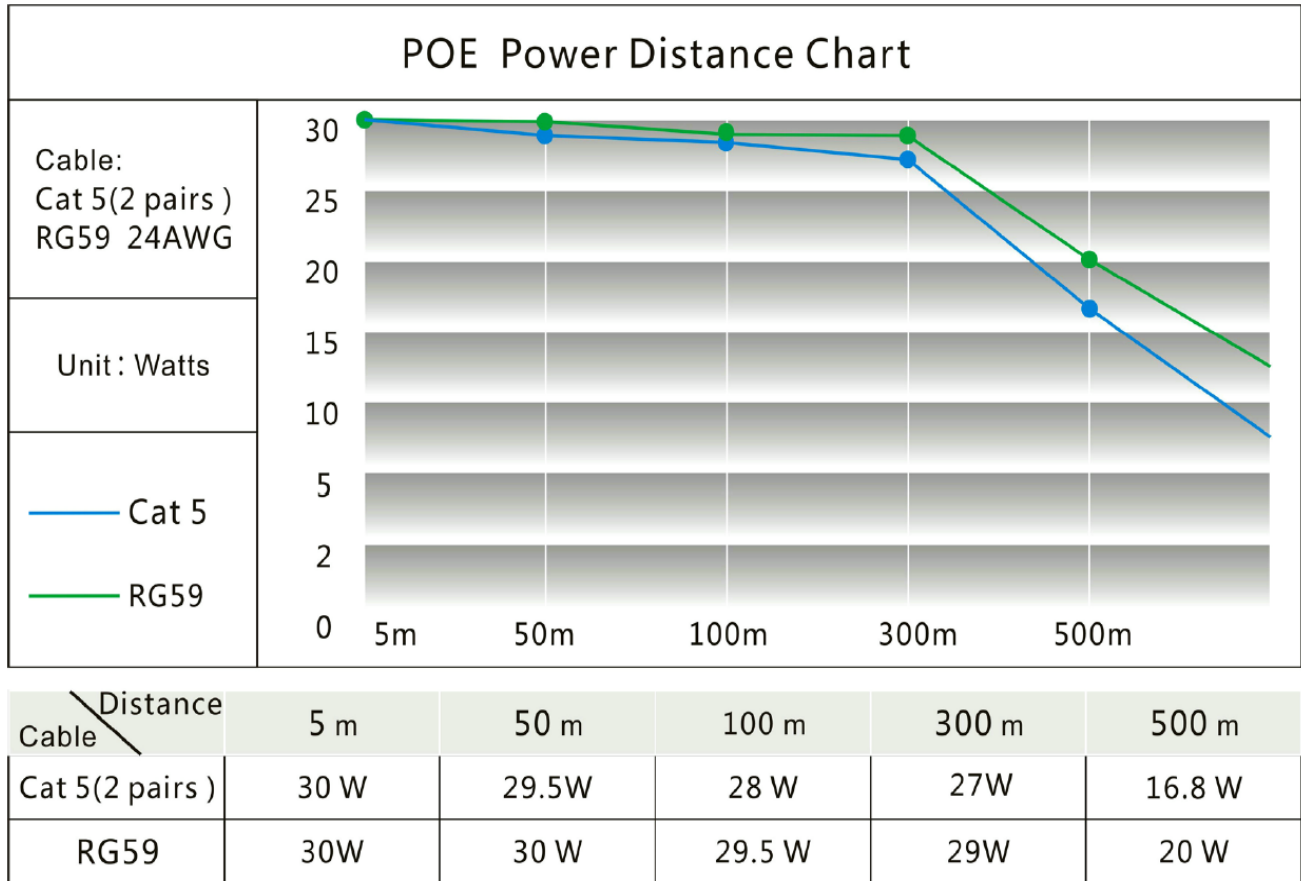
ALL-MC303P2WIRE-SET supports extended high-speed data transmission in the network. The data differs depending on the cable type. In addition, the longer the cable, the lower the transmission rate. The following test details are for your information:



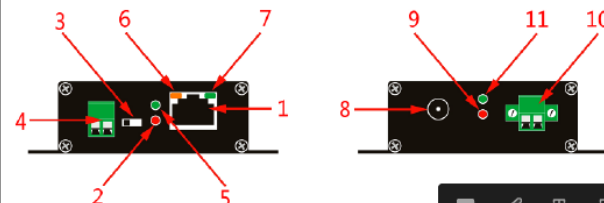
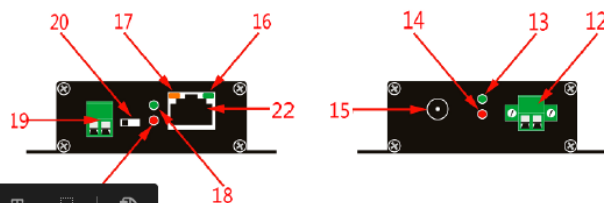
The above data are parameters of a one-way network. The tests were carried out under the condition that the cable is not completely removed. There may be differences compared to the practical application of the data. The rate is only used as a reference for the project application.

### PoE Power Distance Chart:

Network and power can be transmitted over 2-wire. The total PoE power output is 30 W (at) and can be attenuated when transmitted via cable. The greater the distance, the greater the attenuation. Power loss and attenuation differ depending on the cable type. The following PoE distance table is for reference only.



**Notes:** In the above figure, the left vertical coordinate is the PoE output power, the bottom horizontal coordinate is the PoE transmission distance, please compare the horizontal and vertical coordinates at the same time to get the exact corresponding output power.

Master		Slave	
			
Step	Installation Instruction	Step	Installation Instruction
1	Connect Cat5 cable to RJ45 terminal (1) of master unit	12	2-wire cable connection terminal (12)
2	DC power output indicator (2)	13	Ethernet transmission indicator (13)
3	Power output mode dip switch (3)	14	Power indicator (14)
4	Lower voltage 12VDC power output terminal (4)	15	DC power output indicator (15)
5	PoE power output indicator (5)	16	Ethernet transmission indicator (16)
6	Line status indicator (6)	17	Line status indicator (17)
7	Ethernet transmission indicator (7)	18	PoE power output indicator (18)
8	DC power input terminal (8)	19	Lower voltage 12VDC power output terminal (19)
9	Power indicator (9)	20	Power output mode dip switch (20)
10	2-wire cable terminal (10)	21	DC power output indicator (21)
11	Ethernet transmission indicator (11)	22	Connect Cat5 cable to RJ45 port of slave unit (22)

## Technical Details:

Ethernet	
Netzwerk Standards	IEEE 802.3 10BaseT IEEE 802.3u 100BaseTX IEEE 802.3af Power over Ethernet PoE IEEE 802.3at Power over Ethernet PoE IEEE1901 PLC
Up down Agreement	CSMA/CA
Transmission / Rate	500Mbps Physical Bandwidth 88Mbps Transmission Speed
Cabling	Cat5 or above
Maximum Distance	100m
Connector	1x RJ45
Twisted Pair	
Cabling	Twisted pair



No. d'article: 195452  
Numéro de fabricant: ALL-MC303P2WIRE-Set

Connector	2-pin terminal block
Distance	up to 500m@24AWG
Datarate Downlink	Up to 200Mbps
Datarate Uplink	Up to 200Mbps
Technology	Powerline Communication (PLC)
<b>Electric and Mechanical</b>	
Input Power	48-57VDC (Terminal Block)
Power Consumption	?3.5W / PC
PoE Standard	IEEE802.3af/at
Output Power	Standard 48VDC; IEEE802.3af
Port	RJ45
Dimmension (W x D x H)	133mm x 85,5mm x 25mm
Casing	Aluminium Case
<b>Environmental</b>	
Operating Temperature	-20°C to 60°C
Relative Humidity	<95% (Non-condensation)

## Accessoires

No. d'article	Désignation
134034	ALLNET ALL-B100-24VDC / Power-Booster 24VDC to 48~55VDC 90W
140523	Mean Well power supply - 48V 75W DIN rail, narrow
140522	Mean Well power supply - 48V 120W DIN rail, narrow
146994	Mean Well Power Supply - 48V 480W DIN Rail
119067	ALLNET Ersatznetzteil 55V/2A für z.B. ALL048900 oder andere PoE Endgeräte
115128	ALLNET / ALL95101 TP Cat 6 /ADSL / VDSL / ISDN Surge protect
81068	Synergy 21 LED zub Hohlstecker mit Schraubklemmen
78491	ALLNET Ersatznetzteil 48V/1A für Outdoor DD-WRT, LED, etc.

**[Cliquez ici pour découvrir d'autres articles de cette catégorie dans notre boutique.](#)**