



PoE Adapters

Models: POE-15-12W, POE-24-12W, POE-24-12W-G, POE-24-24W,
POE-48-24W, POE-48-24W-G, POE-50-60W

Provides Earth Grounding and Surge Protection

Helps Protect Against ESD Attacks

Powers Ubiquiti PoE Devices



Overview

Ubiquiti Networks™ offers Power over Ethernet (PoE) Adapters to power a variety of Ubiquiti products. The PoE Adapters are compatible with most Ubiquiti PoE devices*, including:

- airFiber®
- airMAX®
- airVision®
- UniFi®
- mFi®

* Check product specifications to verify PoE compatibility.

Ubiquiti PoE Adapter Compatibility with the airGateway

Specific PoE Adapter models are designed to work with the airGateway™. You can deploy the airGateway indoors to connect wireless client devices.


The airGateway is available in two models:

- **airGateway** Standard model with an internal antenna
- **airGateway-LR** Long-range model with an external antenna for extended range

The airGateway plugs into either of these PoE Adapters:

Model Number	Compatibility
POE-15-12W	✓
POE-24-12W	✓
POE-24-12W-G*	✓

* airGateway maximum speed: 100 Mbps



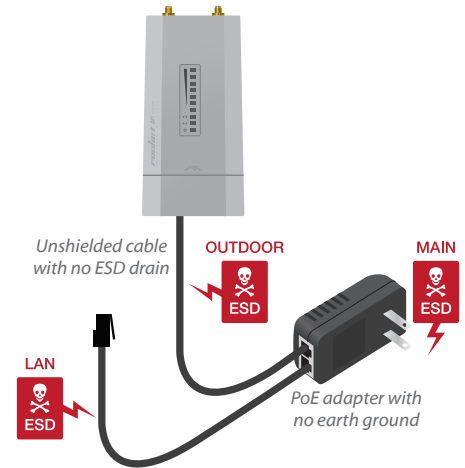
Protection

Ubiquiti PoE Adapters provide a variety of features to help protect your Ubiquiti PoE devices:

- Surge protection
- Clamping protection
- Maximum surge discharge
- Peak pulse current
- AC cable with earth ground

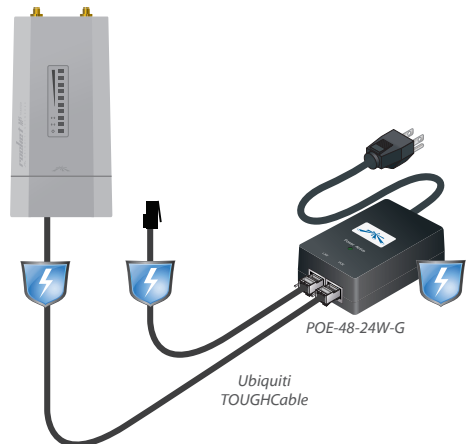
ESD attacks are the leading cause for device failures. You can effectively protect against ESD attacks using a grounded Ubiquiti PoE Adapter, TOUGHCable™, and TOUGHCable Connectors.

Potential for ESD Attacks



This diagram illustrates the areas vulnerable to ESD attacks in a network.

Protection Against ESD Attacks



This diagram illustrates the areas protected against ESD attacks in a network.

Models



POE-15-12W



POE-24-12W



POE-24-12W-G



POE-24-24W



POE-24-24W-G



POE-48-24W



POE-48-24W-G



POE-50-60W

Power Cords



US Power Cord



AR Power Cord



EU Power Cord



BR Power Cord

Specifications

PoE Adapters			
Model	POE-15-12W	POE-24-12W	POE-24-12W-G
Dimensions	85.1 x 44 x 29.2 mm (3.35 x 1.73 x 1.15 in)	87 x 84 x 29.2 mm (3.43 x 3.31 x 1.15 in)	87 x 84 x 29.2 mm (3.43 x 3.31 x 1.15 in)
Weight	91.7 g (3.24 oz)	92 g (3.25 g)	99.4 g (3.51 g)
Output Voltage	15VDC @ 0.8A	24VDC @ 0.5A	24VDC @ 0.5A
LAN Activity Indicator	No	No	No
Gigabit LAN Port	No	No	Yes
Remote Reset Capability	No	Yes	Yes
Reset Button	No	Yes	Yes
Input Voltage	90-260VAC @ 47-63 Hz	90-260VAC @ 47-63 Hz	90-260VAC @ 47-63 Hz
Input Current	0.3A @ 120VAC, 0.2A @ 240VAC	0.3A @ 120VAC, 0.2A @ 240VAC	0.3A @ 120VAC, 0.2A @ 240VAC
Inrush Current	<30A Peak @120VAC, <60A Peak @ 230VAC	<30A Peak @120VAC, <60A Peak @ 230VAC	<30A Peak @120VAC, <60A Peak @ 230VAC
Efficiency	75+%	75+%	75+%
Output Ripple	1% Max.	1% Max.	1% Max.
Switching Frequency	50 kHz	50 kHz	50 kHz
Line Regulation	± 1%	± 1%	± 1%
Load Regulation	± 3%	± 3%	± 3%
2-Pair Powering	Pins 4, 5 (+) and Pins 7, 8 (-)	Pins 4, 5 (+) and Pins 7, 8 (-)	Pins 4, 5 (+) and Pins 7, 8 (-)
Operating Temperature	0 to 40°C (32 to 104°F)	0 to 40°C (32 to 104°F)	0 to 40°C (32 to 104°F)
Storage Temperature	-30 to 70°C (-22 to 158°F)	-30 to 70°C (-22 to 158°F)	-30 to 70°C (-22 to 158°F)
Operating Humidity	35 to 95% Non-Condensing	35 to 95% Non-Condensing	35 to 95% Non-Condensing
AC Connector	IEC-320 C6	IEC-320 C6	IEC-320 C6
Data IN / POE	RJ45 Shielded Socket	RJ45 Shielded Socket	RJ45 Shielded Socket
Surge Protection	Difference and Common Mode	Difference and Common Mode	Difference and Common Mode
Clamping Protection	11V Data, 60V Power	11V Data, 60V Power	11V Data, 60V Power
Max. Surge Discharge	1500A (8/20μS) Power	1500A (8/20μS) Power	1500A (8/20μS) Power
Peak Pulse Current	36A (10/1000μS) Data	36A (10/1000μS) Data	36A (10/1000μS) Data
Shunt Capacitance	<5 pf data	<5 pf data	<5 pf data
Response Time	<1 nS	<1 nS	<1 nS
Compliance	IEC 60950-1:2005+A1 UL60950-1 EN55022:2010, EN55024:2010 FCC Class B	IEC 60950-1:2005+A1 UL60950-1 EN55022:2010, EN55024:2010 FCC Class B	IEC 60950-1:2005+A1 UL60950-1 EN55022:2010, EN55024:2010 FCC Class B
AC Cable with Earth Ground	USA, EU, AR, BR, UL, CCC, Mexico	USA, EU, AR, BR, UL, CCC, Mexico	USA, EU, AR, BR, UL, CCC, Mexico

Specifications

PoE Adapters			
Model	POE-24-24W	POE-24-24W-G	POE-48-24W
Dimensions	88 x 57 x 33 mm (3.47 x 2.24 x 1.30 in)	88 x 57 x 33 mm (3.47 x 2.24 x 1.30 in)	88 x 57 x 33 mm (3.47 x 2.24 x 1.30 in)
Weight	135 g (4.76 oz)	158.5 g (5.59 oz)	135.5 g (4.78 oz)
Output Voltage	24VDC @ 1.0A	24VDC @ 1.0A	48VDC @ 0.5A
LAN Activity Indicator	No	No	No
Gigabit LAN Port	No	Yes	No
Remote Reset Capability	Yes	Yes	No
Reset Button	Yes	Yes	No
Input Voltage	90-260VAC @ 47-63 Hz	90-260VAC @ 47-63 Hz	90-260VAC @ 47-63 Hz
Input Current	0.6A @ 120VAC, 0.4A @ 240VAC	0.6A @ 120VAC, 0.4A @ 240VAC	0.6A @ 120VAC, 0.4A @ 240VAC
Inrush Current	<60A Peak @120VAC, <120A Peak @ 230VAC	<60A Peak @120VAC, <120A Peak @ 230VAC	<60A Peak @120VAC, <120A Peak @ 230VAC
Efficiency	80+%	80+%	80+%
Output Ripple	1% Max.	1% Max.	1% Max.
Switching Frequency	65 kHz	65 kHz	65 kHz
Line Regulation	± 1%	± 1%	± 1%
Load Regulation	± 3%	± 3%	± 3%
4-Pair Powering	Pins 4, 5 (+) and Pins 7, 8 (-)	Pins 1, 2, 4, 5 (+) and Pins 7, 8, 3, 6 (-)	Pins 4, 5 (+) and Pins 7, 8 (-)
Operating Temperature	0 to 40°C (32 to 104°F)	0 to 40°C (32 to 104°F)	0 to 40°C (32 to 104°F)
Storage Temperature	-30 to 70°C (-22 to 158°F)	-30 to 70°C (-22 to 158°F)	-30 to 70°C (-22 to 158°F)
Operating Humidity	35 to 95% Non-Condensing	35 to 95% Non-Condensing	35 to 95% Non-Condensing
AC Connector	IEC-320 C6	IEC-320 C6	IEC-320 C6
Data IN / POE	RJ45 Shielded Socket	RJ45 Shielded Socket	RJ45 Shielded Socket
Surge Protection	Difference and Common Mode	Difference and Common Mode	Difference and Common Mode
Clamping Protection	11V Data, 60V Power	11V Data, 60V Power	11V Data, 60V Power
Max. Surge Discharge	1500A (8/20μS) Power	1500A (8/20μS) Power	1500A (8/20μS) Power
Peak Pulse Current	36A (10/1000μS) Data	36A (10/1000μS) Data	36A (10/1000μS) Data
Shunt Capacitance	<5 pf data	<5 pf data	<5 pf data
Response Time	<1 nS	<1 nS	<1 nS
Compliance	IEC 60950-1:2005+A1 UL60950-1 EN55022:2010, EN55024:2010 FCC Class B	IEC 60950-1:2005+A1 UL60950-1 EN55022:2010, EN55024:2010 FCC Class B	IEC 60950-1:2005+A1 UL60950-1 EN55022:2010, EN55024:2010 FCC Class B
AC Cable with Earth Ground	USA, EU, AR, BR, UL, CCC, Mexico	USA, EU, AR, BR, UL, CCC, Mexico	USA, EU, AR, BR, UL, CCC, Mexico

Specifications

PoE Adapters		
Model	POE48-24W-G	POE-50-60W
Dimensions	91.8 x 59.9 x 33 mm (3.61 x 2.36 x 1.30 in)	100.95 x 60 x 33 mm (3.97 x 2.36 x 1.30 in)
Weight	158.5 g (5.59 oz)	192 g (6.77 oz)
Output Voltage	48VDC @0.5A	50VDC @ 1.2A
LAN Activity Indicator	No	No
Gigabit LAN Port	Yes	Yes
Remote Reset Capability	No	No
Reset Button	No	No
Input Voltage	90-260VAC @ 47-63 Hz	90-260VAC @ 47-63 Hz
Input Current	0.6A @ 120VAC, 0.4A @ 240VAC	1.3A @ 120VAC, 0.75A @ 240VAC
Inrush Current	<65A Peak @120VAC, <130A Peak @ 230VAC	<100A Peak @120VAC, <200A Peak @ 230VAC
Efficiency	80+%	85+%
Output Ripple	1% Max.	1% Max.
Switching Frequency	65 kHz	65 kHz
Line Regulation	± 1%	± 1%
Load Regulation	± 3%	± 3%
4-Pair Powering	Pins 4, 5 (+) and Pins 7, 8 (-)	Pins 1, 2, 4, 5 (+) and Pins 7, 8, 3, 6 (-)
Operating Temperature	0 to 40° C (32 to 104° F)	0 to 40° C (32 to 104° F)
Storage Temperature	-30 to 70° C (-22 to 158° F)	-30 to 70° C (-22 to 158° F)
Operating Humidity	35 to 95% Non-Condensing	35 to 95% Non-Condensing
AC Connector	IEC-320 C6	IEC-320 C6
Data IN / POE	RJ45 Shielded Socket	RJ45 Shielded Socket
Surge Protection	Difference and Common Mode	Difference and Common Mode
Clamping Protection	11V Data, 60V Power	11V Data, 60V Power
Max. Surge Discharge	1500A (8/20µS) Power	1500A (8/20µS) Power
Peak Pulse Current	36A (10/1000µS) Data	36A (10/1000µS) Data
Shunt Capacitance	<5 pf data	<5 pf data
Response Time	<1 nS	<1 nS
Compliance	IEC 60950-1:2005+A1 UL60950-1 EN55022:2010, EN55024:2010 FCC Class B	IEC 60950-1:2005+A1 UL60950-1 EN55022:2010, EN55024:2010 FCC Class B
AC Cable with Earth Ground	USA, EU, AR, BR, UL, CCC, Mexico	USA, EU, AR, BR, UL, CCC, Mexico

All specifications in this document are subject to change without notice.

©2012-2014 Ubiquiti Networks, Inc. All rights reserved. Ubiquiti, Ubiquiti Networks, the Ubiquiti U logo, the Ubiquiti beam logo, airFiber, airGateway, airMAX, airOS, airVision, mFi, and UniFi are trademarks or registered trademarks of Ubiquiti Networks, Inc. in the United States and in other countries. All other trademarks are the property of their respective owners. All other trademarks are the property of their respective owners.



www.ubnt.com

JL011014