

SYNERGY 21[®]

"SYNERGY 2[®]" for black printing The pantone of Color is black c
 "1" for blue printing The pantone of Color is 298C

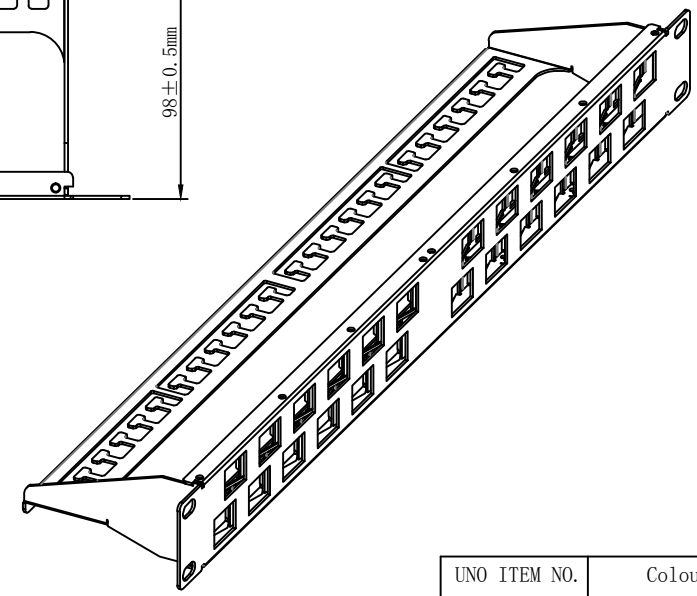
NOTE:

Modular install Front panel with plastic powder cladding
 Material SPCC Thickness:1.2mm Nickel plated
 Suitable for keystone jack modules with width less than 17.4mm
 RoHS 2.0 and REACH Compliant

Accessory:

- 1. Cable Tie(75X1.9mm) *24pcs
- 2. Screw and Nut M6*18mm × 4set

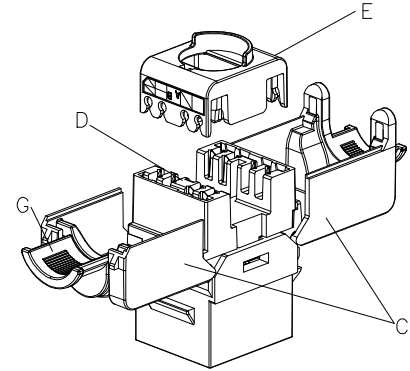
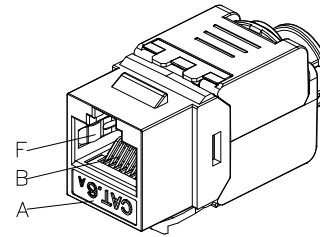
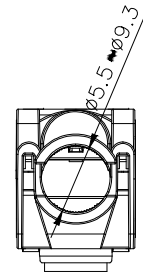
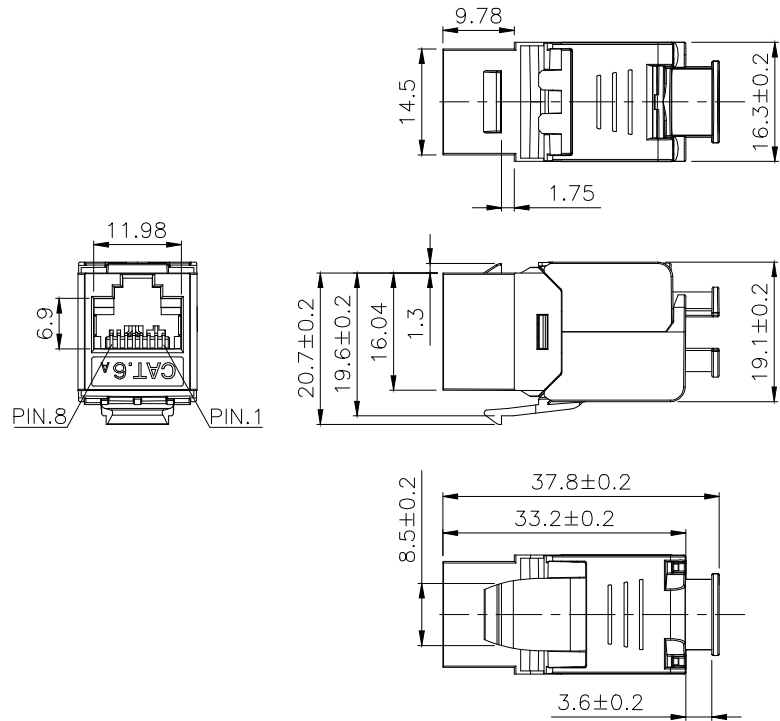
PACKING:1PCS/PE BAG+BOX, 10PCS/Carton



UNO ITEM NO.	Colour
S216360	Gray RAL 7035
	Black RAL 9005

SYNERGY 21									
CUSTOMER			ITEM NO.						
PRODUCT NAME	19"1U 24 ports blank Patch panel, staggered desgin, 45 degree		manufacture country:	CHINA	UNIT	MM			
DRAWNBY		CHECKBY		APPOBY		DATE			
SYNERGY 21		SYNERGY 21				2020-02-18			

NEW			2020-02-18	A					
BY	CHK	REVISION RECORD MODIFICATIONS		DATE	REV.				



NOTES:

ELECTRICAL:

- 1. Contact Resistance : 20MΩ MAX
- 2. Insulation Resistance : 500MΩ MIN @ 500V DC
- 3. Withstand Voltage : DC1000V AC700V RMS 60Hz, 1MIN

ENVIRONMENTAL:

- 1. Storage : -40° TO+70°
- 2. Operation : -10° to+60°

MECHANICAL

- 1. SHIELD MATERIAL: ZINC ALLOY
- 2. IDC MATERIAL: PC UL94V2 TERMINAL:PHOSPHOR BRONZE, TIN PLATING
- 3. IDC Life : 250 Times Min
- 4. Support PoE per IEEE 802.3af, PoE+ per IEEE 802.3at
- 5. RJ45 Contacts durability:750 cycles min
- 6. For cable AWG 23/1-26/1(1/0.40-1/0.58mm)
- 7. For cable OD:5.5-9.0mm

ISO/IEC 11801-1

EIA/TIA 568-C

IEC 60603-7-51

RoHS 2.0 and REACH Compliant

Accessories

▪Cable Tie(75X1.9mm) *1Pc

▪Copper foil*1Pc

Function test: AEM MMVAN-200+VNA Manager TEST

Website: <https://aem-test.com/>

(Random test 0.3%)

SinglePack: 1pc/PE bag+label; SubPack: 25pcs/box+label; Carton +labelx2;

MATERIAL LIST:


⑦	MODULAR COVER	PC UL94V2	1	
⑥	RJ 45 JACK INSERT	8P8C GOLD PLATED	8	
⑤	PCB	1.0mm UL 94V0	1	
④	IDC BODY	PC UL 94V2	1	
③	IDC PIN	PHOSPHOR BRONZE & TINNED	8	
②	LABEL COLOR CODE	T568A/B	2	
①	IDC TERMINAL	FOR 23-26AWG CABLE	1	
NO.	PARTS NAME	SPECIFICATION STANDARD	QT' Y	REMARK

SYNERGY21

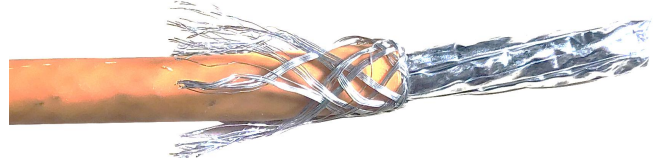
					CUSTOMER		ITEM NO.		S216379		
					PRODUCT NAME		manufacture country:		CHINA	UNIT	MM
					Components Cat.6A Keystone Jack 180 degree Slim Type						
					NEW	2021-11-16	A0	DRAWNBY	CHECKBY	APPOBY	DATE
BY	CHK	REVISION RECORD MODIFICATIONS			DATE	REV.	SYNERGY21	SYNERGY21	SYNERGY21	2021-11-16	

Installationsanleitung/Installation guide


Super slim Cat.6A Keystone Jack




①.Stripping 4cm of sheath.




②.foldback braided and drained wire.




③.paste copper foil on the braided and ground wire and cut off the excess weave and the ground wire



④.4.Fan out all four twisted pairs, allocate each by following colorcoding label




⑤.Across the holde by the color marks of T568A or T568B




⑥. allocate each conductor into proper slots on wiring cap by following color coding




⑦.Trim the theends of conductors.



⑧.install the termination cap in direction of arrow into the keystone jack



⑨.press both covers of the keystone jack to contact the cable



⑩.use cable tie for strain relief and to fix the shielding clamp